














- 1. The Dorothy Hodgkin Building (B950)
- 2. The Glenn Berge Building (B940)
- 3. The Sidney Altman Building (B960)
- 4. Bennet Building (B930)
- 5. Eddeva Building (B920)
- 6. Jonas Webb Building (B910)
- 7. ARES Building (B670)
- 8. Building 900
- 9. Building 650
- 10. Building 623
- 11. Building 405 406
- 12. Biological Support Unit (B730)
- 13. Stores (B560)
- 14. Building 570
- 15. The Michael Wakelam Building
- 16. Building 540
- 17. Forum (B530)
- 18. Riverside (B522)
- 19. Cambridge Building (B311)
- 20. Babraham Hall (B301)
- 21. Moneta Building (B280)
- 22. Maia Building (B270)
- 23. Meditrina Building (B260)
- 24. Minerva Building (B250)
- 25. Babraham Institute Campus Engineering (B101)

-  Reception
-  Restaurant
-  Blue badge parking
-  Electric charging points
-  Bicycle parking
-  Bicycle repair station
-  Prayer Room
-  Mother and Baby Room
-  Smoking area
-  Restricted access
-  Car park

-  Waste Compound
-  Chemical Store

